



# Facilities Planning & Construction Report 2017 - 18

2<sup>nd</sup> Quarter  
Ending December 31, 2017

BAKERSFIELD  
COLLEGE  
1913 - 2013



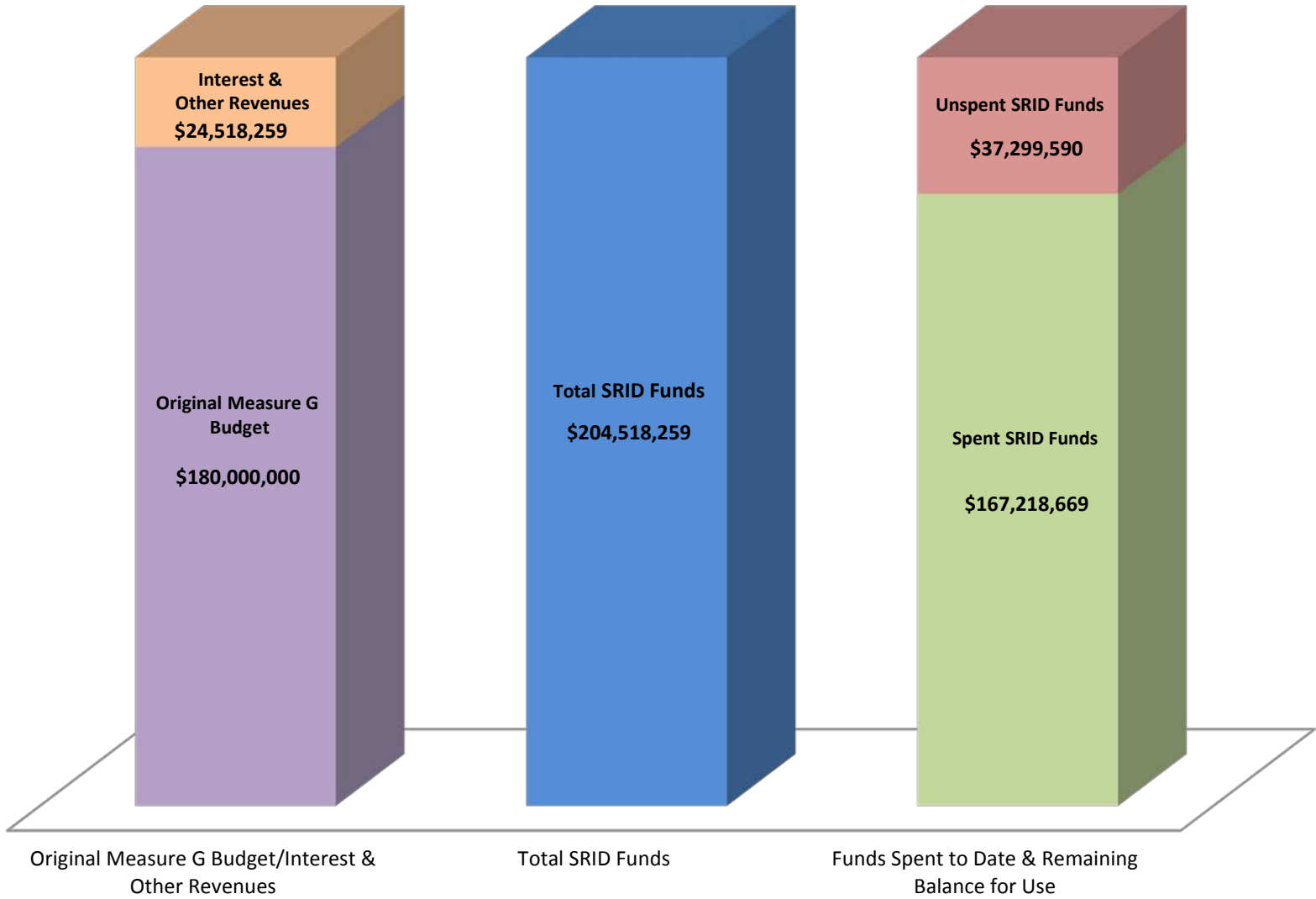
# Overview

- District SRID Spending (MG100)
  - Summary
  - By College
  - By Site
- District Measure J Spending (MJ100)
  - Summary
  - By College
  - By Site
- District Program Overview
  - Construction
  - Design
  - Planning/ Administrative
  - Selected Photographs

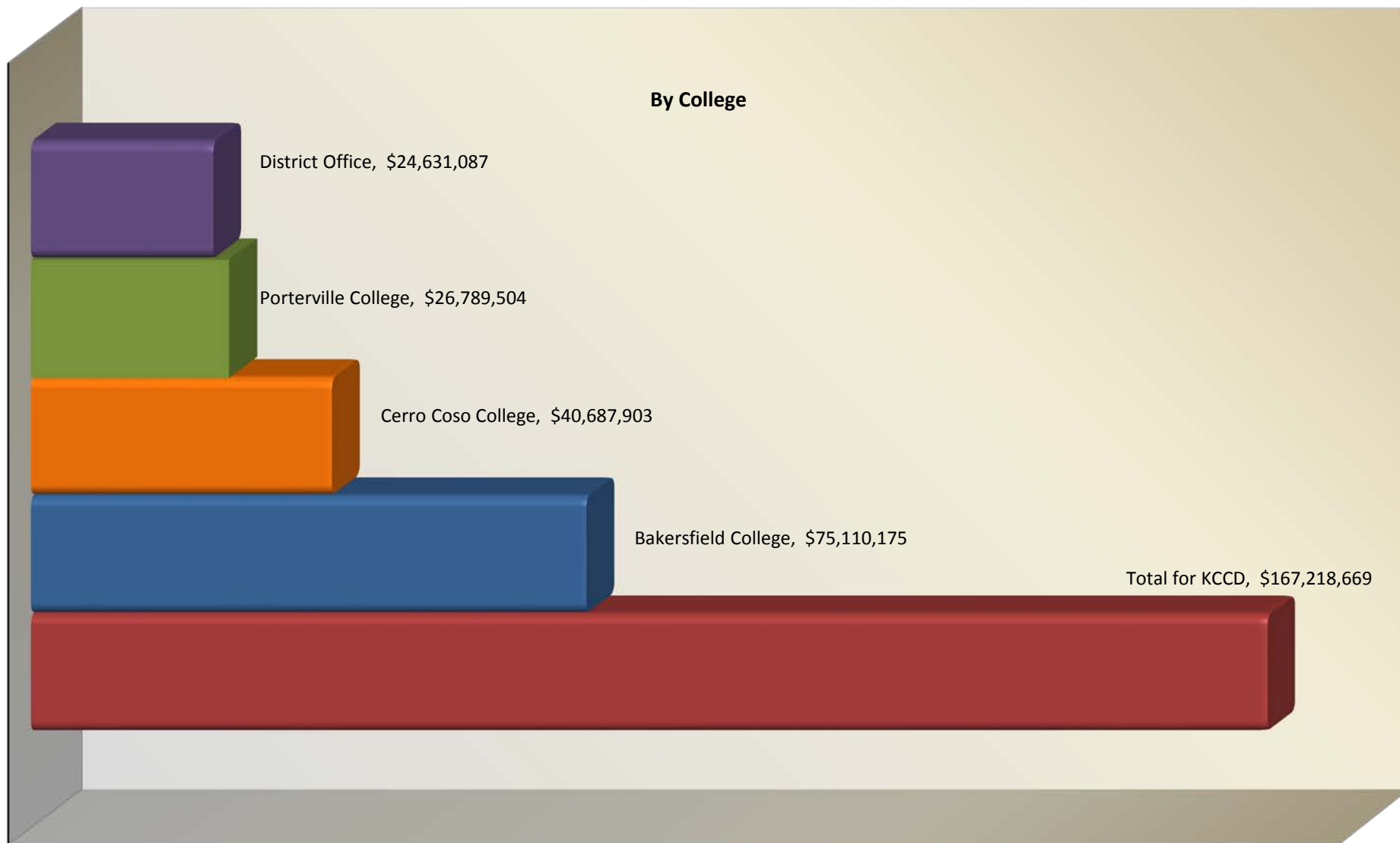
# District SRID Measure G Spending Summary

- Original Measure G: \$ 180,000,000
- Interest & Other Revenues: \$ 24,518,259
- Total SRID Funds: \$ 204,518,260
- Total Funds Spent To Date: \$ 167,218,669
- Total Funds Unspent To Date: \$ 37,299,590

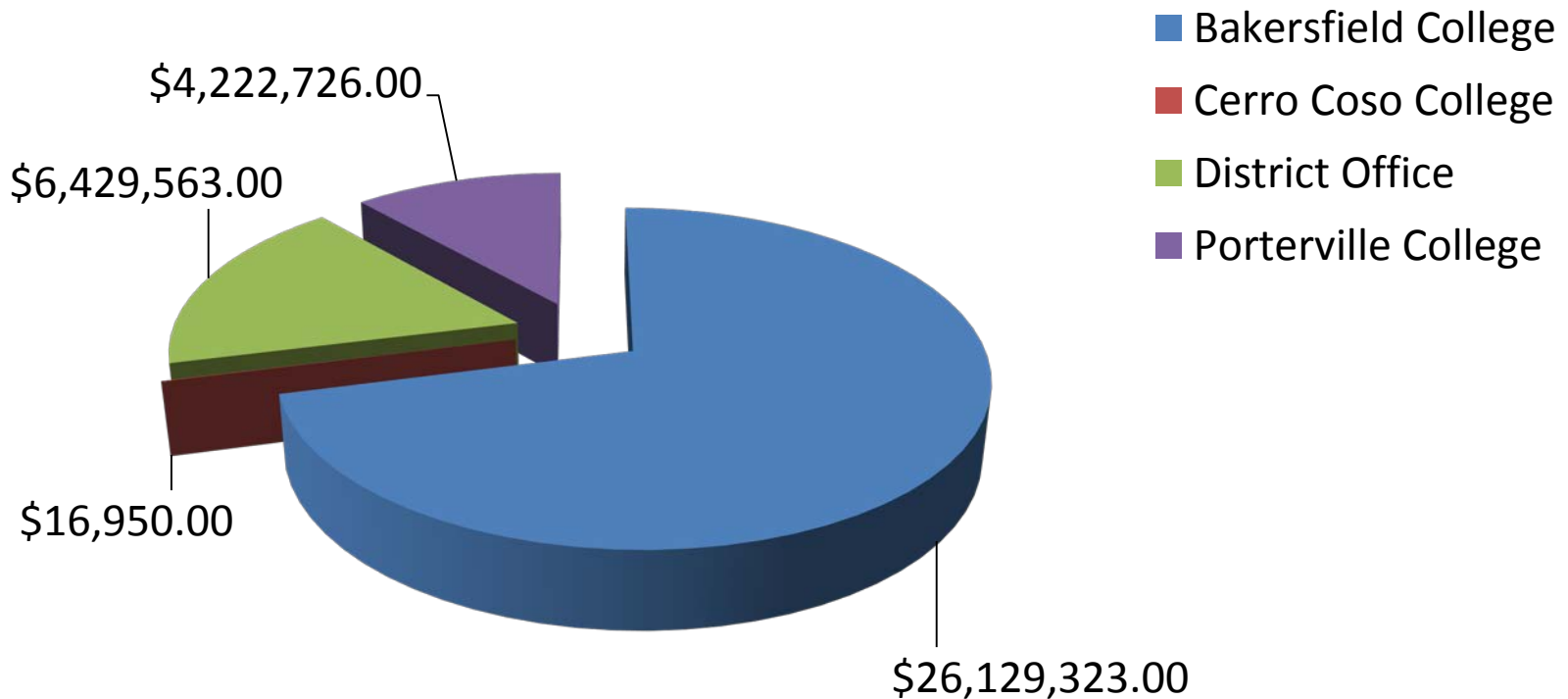
# SRID Overall Expenditures



## SRID Expenditures By College



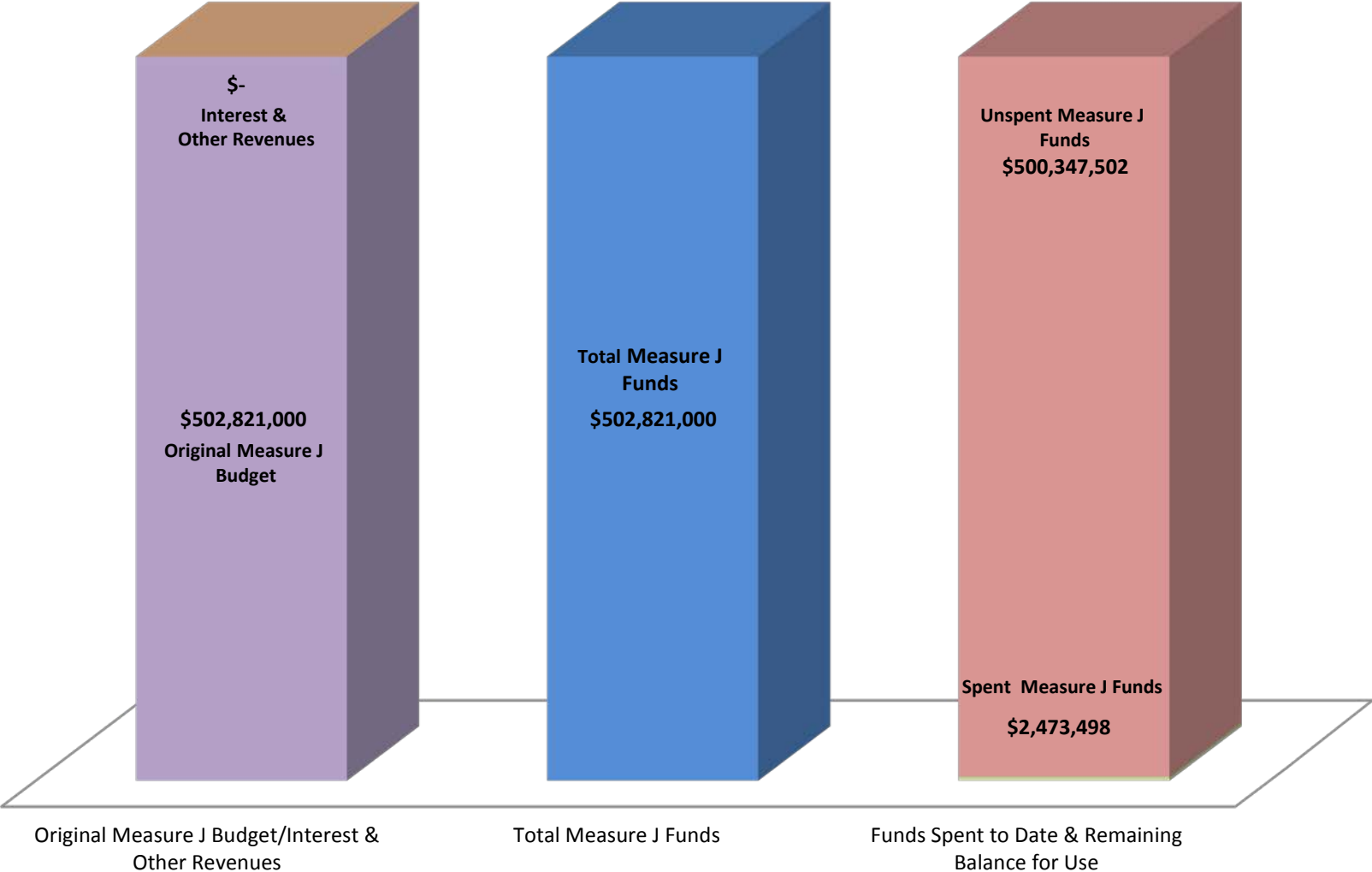
# Unspent SRID Funds By College



# District Measure J Spending Summary

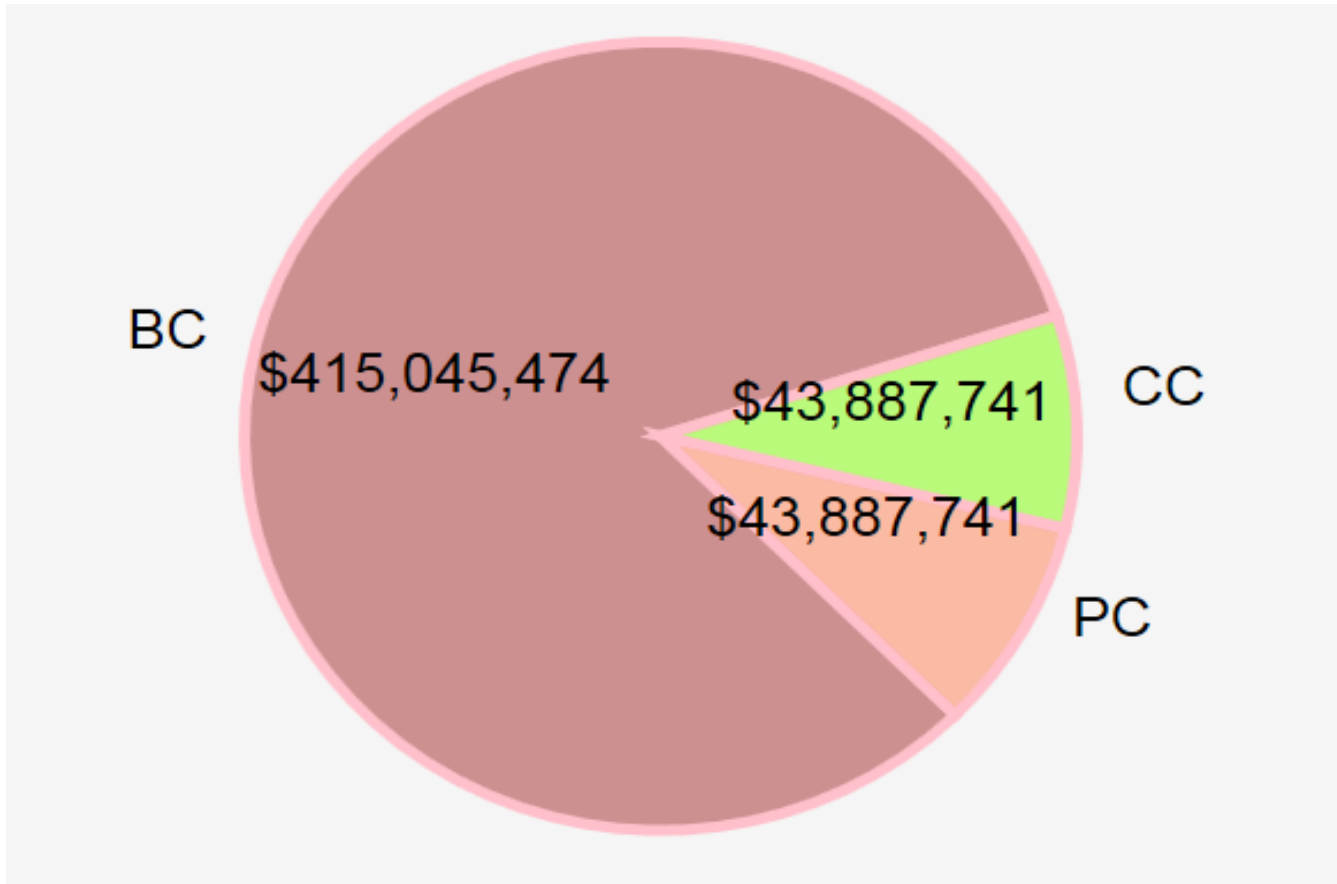
- Original Measure J Budget: \$ 502,821,000
- Interest & Other Revenues: \$ 0
- Total Measure J Funds: \$ 502,821,000
- Total Funds Spent To Date: \$ 2,473,498
- Total Funds Unspent To Date: \$ 500,347,502

# Measure J Overall Expenditures





# Measure J Allocations by College



# Measure J Expenditures By College

By College

District Office, \$370,927

Porterville College, \$-

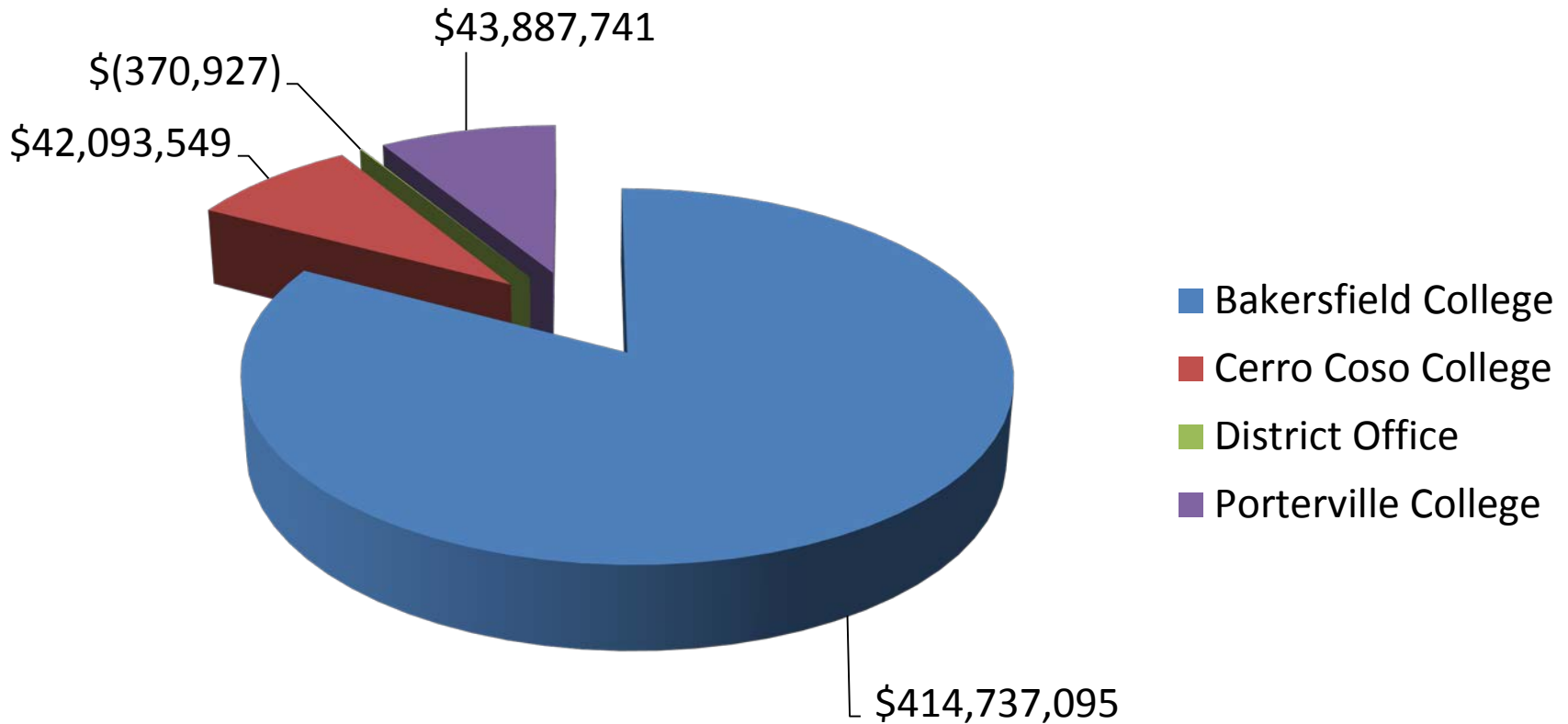
Cerro Coso College, \$1,794,192

Bakersfield College, \$308,379

Total for KCCD, \$2,473,498

# Unspent Measure J Funds By College

## Funds Remaining to Spend by Campus



## District Program Overview

### Completed Projects 2<sup>nd</sup> Quarter Ending December 31, 2017

Campus	Type	Project Name	Project Organization Code	Total Project Expenditures	Start Date	Completion Date	Anticipated DSA Close Date	Project Funding Source	Construction /Design % Complete	Project % Complete	Change %
BC	SM	BC Swing Space	FA1100	\$ 508,682	Aug-17	May-17	Aug-18	SRID/Campus	100%	20%	0.0%
BC	CAP	BC Performing Arts Modernization	28F740	\$ 17,305,028	Jun-13	Jan-17	Dec-15	SRID/State	100%	100%	2.7%
BC	SM	BC Exterior Wayfinding	FA1117	\$ 392,632	May-16	Mar-17	N/A	SRID/Campus	100%	100%	0.5%
BC	SM	BC Path of Travel	FA1115	\$ 503,979	May-16	Aug-17	Aug-17	SRID/State	100%	100%	7.2%
BC	SM	BC Window Covering Replacement	FA1124	\$ 44,941	Nov-16	Dec-17	N/A	State	100%	100%	0.0%
BC	SM	BC Flooring Replacement	FA1119	\$ 319,992	Oct-16	May-17	N/A	State	100%	100%	0.0%
CC	SM	CC Prop 39 Yr 4 Exterior Lighting	FB1066	\$ 121,502	Feb-17	Jul-17	N/A	Prop 39/Campus	100%	100%	0.0%
DO	SM	Weill HVAC Replacement Phase 2	FA3018	\$ 235,429	May-16	Apr-17	N/A	State	100%	99%	0.0%
PC	SM	PC On Campus Path of Travel	FC1064	\$ 119,738	Feb-14	Aug-17	Dec-17	SRID	100%	100%	0.0%
PC	SM	PC SMSR Painting Exterior	FC1009	\$ 67,931.50	Dec-15	Mar-17	N/A	State	100%	100%	0.0%
PC	SM	PC SMSR Synthetic Turf	FC1086	\$ 50,811	Mar-17	Aug-17	N/A	State	100%	100%	0.0%
BC	SM	BC STEM Room 26 and 27 Renovation	FA1047	\$ 79,857	May-14	Feb-17	Jun-17	RP207	100%	100%	0.0%
BC	SM	BC SMRS Concrete Repairs & Replacement	FA1127	\$ 183,427	Oct-16	Aug-17	N/A	State	100%	100%	0.0%
BC	SM	BC SMSR Synthetic Turf	FA1129	\$ 45,000	Mar-17	Jun-17	N/A	State	100%	100%	0.0%
PC	SM	PC Science-Math Cooling Tower Refurbishment	FC1089	\$ 67,541	Feb-17	Apr-17	N/A	SRID	100%	100%	0.0%

# District Program Overview

## Construction Projects 2<sup>nd</sup> Quarter Ending December 31, 2017

Campus	Type	Project Name	Project Organization Code	Total Project Expenditures	Start Date	Completion Date	Anticipated DSA Close Date	Project Funding Source	Construction /Design % Complete	Project % Complete	Change %
BC	CAP	BC Maintenance and Operations Building	FA1078	\$ 5,729,185	Dec-15	Aug-17	Dec-17	SRID	100%	99%	0.0%
BC	SM	BC Gymnasium Air Conditioning	FA1112	\$ 562,248	Nov-15	Sep-16	Dec-16	SRID	100%	100%	0.0%
BC	SM	BC Fire Alarm Repair and Code Compliance	FA1116	\$ 496,387	Jun-16	Dec-18	Dec-18	State	100%	90%	1.4%
BC	SM	DC Fire Alarm Cert DSA	FA2012	\$ 48,278	Jun-14	Apr-17	Aug-17	SRID	100%	99%	27.6%
BC	SM	BC SMSR Interior Painting, Multiple Buildings	FA1122	\$ 146,086	Nov-16	Dec-17	N/A	State	10%	0%	0.0%
BC	SM	BC EMS Replacement Phase 1	FA1123	\$ 1,540	Nov-16	Dec-18	N/A	State	5%	0%	0.0%
BC	SM	BC Child Care Fencing Replacement SMSR 14-15	28F778	\$ -	Nov-17	Jan-18	N/A	State	100%	100%	0.0%
BC	SM	BC HVAC Replacement	FA1125	\$ 9,450	Dec-17	Jun-18	N/A	State	100%	0%	0.0%
BC	SM	BC Emergency Generator Repairs	FA1121	\$ -	Feb-18	Aug-18	N/A	State	100%	0%	0.0%
BC	SM	Gym Storefront Door Systems Replacement SMSR 14-15	28F775	\$ -	May-18	Dec-18	N/A	State	0%	0%	0.0%
BC	SM	BC SMSR Campus Wide ADA Entry Door Replacement	FA1126	\$ 1,875	Nov-17	Dec-18	N/A	State	100%	100%	0.0%
BC	SM	BC Interior and Exterior Building Painting SMSR 17-18	28F770	\$ -	Jun-18	Dec-18	N/A	State	0%	0%	0.0%
BC	SM	BC HVAC/Boiler/Hot Water Heater Repl SMSR 17-18	28F769	\$ -	Jun-18	Dec-18	N/A	State	0%	0%	0.0%
BC	SM	BC Multiple Door Replacement SMSR 2014-15	28F781	\$ -	May-18	Dec-18	N/A	State	0%	0%	0.0%
BC	SM	BC Campus Wide Window Covering Replmt Phase III SMSR 14-15	28F772		May-18	Dec-18	N/A	State	0%	0%	0.0%
BC	SM	BC Pool Lighting Replacement SMSR 2014-15	28F776	\$ -	Feb-18	Feb-18	N/A	State	0%	0%	0.0%
BC	SM	BC Prop 39 Year 4 Exterior Lighting	FA1120	\$ 542,040	Oct-16	Jun-17	N/A	Prop 39	100%	100%	0.0%
BC	SM	BC Roofing Repairs	FA1118	\$ 1,157,995		Aug-17	N/A	State	100%	100%	0.0%
BC	SM	BC Prop 39 Year 5 Interior Lighting	28F779	\$ -	Dec-17	Jul-18	N/A	Prop 39/Campus	0%	0%	0.0%
BC	SM	BC Campus Wide Ceiling Tile Replacement	28F773	\$ -	May-18	Dec-18	N/A	State	0%	0%	0.0%
BC	SM	BC Campus Wide Flooring Replacement Phase II SMSR 2014-15	28F777	\$ -	Mar-18	Dec-18	N/A	State	10%	10%	0.0%
BC	SM	DC Roofing Repairs (Main Building) SMSR 14-15	28F780	\$ -	Mar-18	Dec-18	N/A	State	0%	0%	0.0%
BC	SM	BC Window Covering Replacement Phase II (SMRS 17-18)	28F771	\$ -	Jun-18	Dec-18	N/A	State	0%	0%	0.0%
BC	SM	BC Pool Boiler Replacement SMSR 2017-18	28F767	\$ 44,368	May-17	Dec-18	N/A	State	20%	20%	0.0%

## District Program Overview

### Construction Projects 2<sup>nd</sup> Quarter Ending December 31, 2017

#### Continued

Campus	Type	Project Name	Project Organization Code	Total Project Expenditures	Start Date	Completion Date	Anticipated DSA Close Date	Project Funding Source	Construction /Design % Complete	Project % Complete	Change %
CC	CAP	CC Main Building Modernization	FB1062	\$ 14,232,829	Aug-15	Jul-18	Oct-18	SRID	100%	65%	8.5%
CC	SM	Mammoth Center Modernization	FB5023	\$ 2,300,386	Jun-17	Jan-18	May-18	Mammoth	95%	85%	0.0%
CC	SM	CC Prop 39 Year 5	48F753	\$ -	Mar-18	Jul-18	N/A	Prop 39	50%	5%	0.0%
CC	SM	CC SMSR 2016-17 CDC Renovation	FB1065	\$ 134,135	Oct-16	Aug-17	N/A	State	100%	99%	0.0%
CC	SM	CC SMSR 2017-18 CDC Renovation	48F753	\$ -	Apr-18	Jul-18	N/A	State/Campus	20%	5%	0.0%
DO	CAP	District Wide Security Access Hardware	FD1025	\$ 4,717,791	Apr-15	Apr-17	N/A	SRID	100%	99%	0%
DO	CAP	Network Systems	FD1020	\$ 421,588	Jun-12	Ongoing	N/A	SRID	99%	90%	0.0%
DO	SM	Weill SMSR 2016-17 EMS Replacement & Upgrade	FA3021	\$ 37,576	Oct-16	Apr-17	N/A	State	100%	100%	0.0%
DO	SM	Weill Exterior Building Painting SMSR 2017-18	28F768	\$ -	Jun-18	\$ 43,465	N/A	State	0%	0%	0.0%
DO	SM	Weill SMSR 2016-17 Fire Alarm Panel Replmt	FA3020	\$ 63,952	Oct-16	Apr-17	N/A	State	100%	99%	0.0%
PC	SM	PC Campus Security Upgrades Phases 1 - 3	FC1010	\$ 690,953	Aug-16	Apr-17	N/A	SRID/Campus	100%	99%	4.0%
PC	SM	PC SMSR 2016-17 High Voltage Electrical Improvements	FC1090	\$ 144,323	Nov-16	May-17	N/A	State/SRID	100%	100%	0.0%
PC	SM	PC Prop 39 Year 4 Exterior Lighting	FC1084	\$ -	Feb-17	Aug-17	N/A	Prop 39	100%	100%	0.0%
PC	SM	PC Campus Building & Wayfinding Signage	FC1088	\$ 279,495	Apr-17	Sep-17	N/A	Campus	100%	99%	0.0%
PC	SM	PC SMSR Fire Lane/Service Road	FC1085	\$ 73,988	Sep-16	May-18	N/A	State/Campus	100%	95%	0.0%
PC	SM	PC SMRS Roofing Repairs & Replacement	FC1087	\$ 200,296	Jun-17	Sep-17	N/A	State/SRID	100%	100%	0.0%
PC	SM	PC Veterans Monument	58F742	\$ -	Sep-17	May-18	N/A	Campus	100%	95%	0.0%
PC	SM	PC Prop 39 Year 5 Interior/Exterior Lighting	58F746	\$ -	Mar-18	Jun-18	N/A	Prop 39/Campus	65%	0%	0.0%
PC	SM	PC 2017-18 SMSR Door Hardware Replacement	58F744	\$ -	Apr-18	Aug-18	N/A	State/Campus	0%	0%	0.0%
PC	SM	PC 2017-18 SMSR Irrigation Controller Replacement	58F745	\$ -	Apr-18	Aug-18	N/A	State/Campus	0%	0%	0.0%
PC	SM	PC Replace FFE, Various Campus Locations	58F739	\$ 168,421	Nov-17	Sep-18	N/A	SRID	100%	75%	0.0%
PC	SM	PC Flooring Replacement, Various Building	58F738	\$ 29,576	May-17	Dec-18	N/A	SRID	100%	60%	0.0%
PC	SM	PC Replace/Repair HVAC, Various Building	58F740	\$ 26,494	Jul-17	Jan-19	N/A	SRID	50%	40%	0.0%
PC	SM	PC Math/Science Elevator Repair	FC1083	\$ 66,005	Jul-16	Jul-19	Nov-19	SRID	100%	10%	0.0%
PC	SM	PC 2017-18 SMSR HVAC Replacement	58F743	\$ -	Apr-18	Aug-18	N/A	State/Campus	100%	0%	0.0%

# District Program Overview

## Design Projects 2<sup>nd</sup> Quarter Ending December 31, 2017

Campus	Type	Project Name	Project Organization Code	Total Project Expenditures	Start Date	Completion Date	Anticipated DSA Close Date	Project Funding Source	Construction /Design % Complete	Project % Complete	Change %
BC	CAP	BC Veterans Resource Center	28F760	\$ 44,789	Apr-17	Nov-18	Nov-18	Measure J	60%	0%	0.0%
BC	CAP	BC Campus Student Center (ABC)	28F763	\$ -	Aug-17	Dec-21	Dec-21	SRID/Meaure J	40%	0%	0.0%
BC	CAP	BC Infrastructure Phase 1	28F761	\$ 218,241	Mar-17	Oct-18	Dec-18	Measure J	40%	5%	0.0%
BC	CAP	BC Facilities Master Plan	28F765	\$ -		Dec-18	N/A	Measure J	90%	90%	0.0%
BC	CAP	BC Arvin Education Center	28F762	\$ 33,902	Jan-20	Sep-24	Sep-24	Measure J	0%	0%	0.0%
BC	SM	BC Technology, Wireless Upgrade Phase 1	28F766	\$ -	Oct-17	Oct-18	N/A	Measure J	10%	0%	0.0%
BC	SM	BC Memorial Stadium Phase 1	28F764	\$ 11,447	Oct-17	Oct-21	Oct-21	Measure J	25%	0%	0.0%
CC	P	CC Facilities Master Plan	48F751	\$ -	Oct-17	Apr-18	N/A	Measure J	10%	1%	0.0%
CC	SM	CC IWV Solar Upgrade Inverters	48F754	\$ -	Oct-18	Feb-19	N/A	Measure J	10%	1%	0.0%
CC	SM	CC Kern River Valley Modernization	48F752	\$ -	Oct-19	Jul-20	N/A	Measure J	10%	1%	0.0%
CC	SM	CC Gym Floor Upgrade	48F750	\$ -	Jul-18	Sep-18	N/A	Measure J	50%	10%	0.0%
DO	CAP	DO Public Address Notification	FD1026	\$ 41,341	May-17	Aug-17	N/A	SRID	80%	25%	0.0%
DO	CAP	DO/BC Public Address Systems Project	18F743	\$ -	Feb-18	Oct-18	N/A	SRID	0%	0%	0.0%
DO	CAP	DO/PC Public Address System Project	18F744	\$ -	Feb-18	Dec-18	N/A	SRID	0%	0%	0.0%
PC	P	PC Facilities Master Plan	58F741	\$ -	Dec-17	Aug-18	N/A	Measure J	0%	0%	0.0%
PC	SM	Parking Lot "A" & "B" Rehabilitaion	58F737	\$ 64,247	Apr-18	Aug-18		Campus	100%	10%	0.0%

## District FPP and IPP Planning Activities

Project	Total Budget	State Contribution	Local Contribution	Type
BC Science and Engineering Replacement	\$39,036,000	\$19,518,000	\$19,518,000	FPP
DC LRC-Multi-Purpose Building	\$25,667,000	\$12,705,000	\$12,962,000	FPP
PC Allied Health Facility	\$17,282,000	\$8,641,000	\$8,641,000	FPP
<b>FPP Total</b>	\$81,985,000	\$40,864,000	\$41,121,000	
BC Fine Arts Remodel for Efficiency	\$17,042,000	\$13,847,000	\$3,195,000	IPP
BC Center for Student Success Modernization	\$18,545,000	\$16,283,000	\$2,262,000	IPP
PC Career Technology Building	\$17,271,000	\$17,271,000	\$0	IPP
<b>IPP Total</b>	\$52,858,000	\$47,401,000	\$5,457,000	
	\$134,843,000		\$46,578,000	<b>Grand Total</b>



# BC Veterans Resource Center



BAKERSFIELD COLLEGE  
VETERANS RESOURCE CENTER



# CC Main Building Modernization





# PC Flooring Replacement, Various Buildings



# PC Replace/Repair HVAC, Various Buildings



# BOND OVERSIGHT COMMITTEE LISTING

Committee Chair- Jesse Frederick (March 2018-February 2020)

Vice Chair- Bruce Massa (October 2017-September 2019)

Matthew Anderson (December 2016-November 2018)

Doug Starr (February 2017-January 2019)

Rob Goff (February 2017-January 2019)

Steve Murray (February 2017-January 2019)

Cheryl M. Scott (February 2017-January 2019)

Paula De La Riva-Barrera (March 2017-February 2019)

Gregory D. King (March 2017-February 2019)

Richard Osborne (May 2017-April 2019)

Student Trustee:

Raven Acosta-Webb (June 2017 – May 2018)

# Questions?