

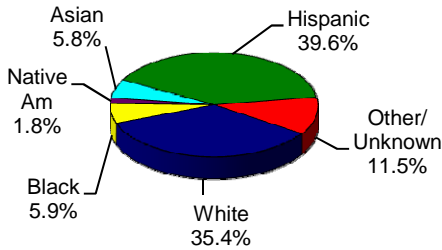


Sandra V. Serrano, Chancellor (661) 336-5104

# FAST FACTS 2009

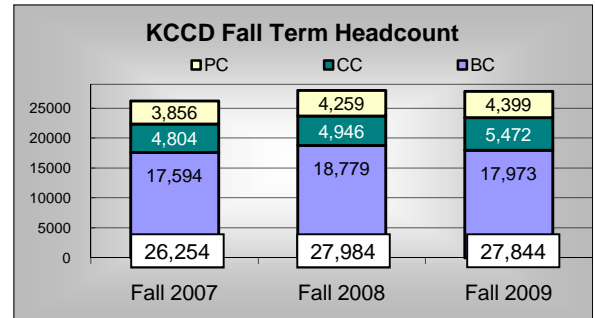
## KCCCD Fall 2009 Student Demographics

### KCCCD F09 Student Ethnicity



### KCCCD F09 Student Load

Full-time 31.6%  
Part-time 68.4%



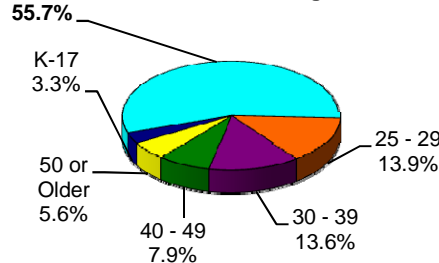
### KCCCD FTES for Apportionment

2008-09	20,510
2007-08	19,067
2006-07	18,288

### KCCCD F09 Student Gender

Female	58.6%
Male	41.2%

### 18 - 24 KCCCD F09 Student Age



### KCCCD 2009-10 Budget\*

Unrestricted	\$105,669,760
Restricted	\$19,025,266

\*including district operational budget

### KCCCD F09 FT Faculty (75/25) Ratio

KCCCD	67.4%
-------	-------

### KCCCD F09 Top Five Self-Declared Majors (in order)

- Registered Nursing
- Criminal Justice
- Business Administration
- Liberal Arts/General Ed
- Psychology

Undeclared = 19.6%

### Of All F09 Enrollments at KCCCD:

13.4% Online  
5.3% Delano Campus  
1.4% Bishop/Mammoth  
6.2% other Outreach Locations

### KCCCD F09 Employee Headcount

Full-time Faculty	370	26.5%
Adjunct Faculty	450	32.2%
Classified Staff	492	35.2%
Administrators	84	6.0%
Total	1,396	100.0%

### 2008-09 Financial Aid to Students

Type	Students	Amount
Grants (Federal & State)	10,774	\$31,460,923
Fee Waivers (BOGW)	20,194	\$6,035,659

### KCCCD Awards

Year	Degrees	Certificates	Total
2008-09	1,467	959	2,426
2007-08	1,449	1,036	2,485
2006-07	1,488	979	2,467

### 2008-09 Top Four Awards (in order)

Degrees	Certificates
Liberal Arts/Science	Business Communication
Registered Nursing	Child Dev. Teacher
Social Science	Nurse Assistant
Business Admin.	Psychiatric Technician

- **Kern Community College District**
- Serving Kern, Tulare, Inyo, Mono, and San Bernardino Counties
- 24,800 square miles in size
- Serving approximately 44,000 students annually



Dr. Greg Chamberlain  
President  
(661) 395-4211



Dr. Mary Retterer  
President  
(760) 384-6212



Dr. Rosa Carlson  
President  
(559) 791-2316

**Kern Community College District**

► **Bakersfield College (BC)**

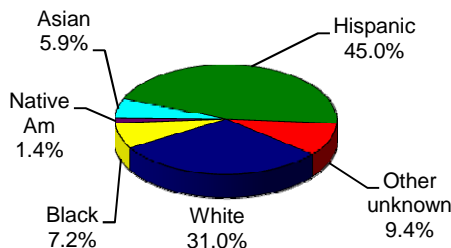
Cerro Coso Community College  
Porterville College

**FAST FACTS 2009**

BC Fall 2009 Student Headcount accounted for 64.5% of the Total KCCD Headcount

**BC Fall 2009 Student Demographics**

**BC F09 Student Ethnicity**



**BC F09 Student Load**

Full-time 31.5%  
Part-time 68.5%

**BC Fall Term Headcount**

Fall 2009	17,973
Fall 2008	18,779
Fall 2007	17,596

BC 2007-08 FTES Accounted for 69.3% of the Total KCCD FTES

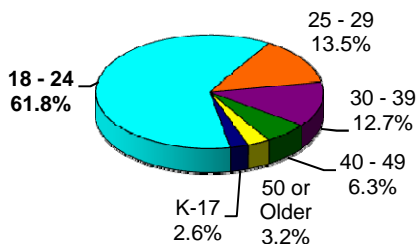
**BC FTES for Apportionment**

2008-09	14,220
2007-08	12,624
2006-07	12,408

**BC F09 Student Gender**

Female 57.0%  
Male 42.7%

**BC F09 Student Age**



The BC 2009-10 Unrestricted (GU) Budget accounts for 63.6% of the Total KCCD Unrestricted (GU) Budget

**BC 2009-10 Budget**

Unrestricted	\$ 67,267,905
Restricted	\$ 9,301,527

**BC F09 Top Five Self-Declared Majors (in order)**

Registered Nursing  
Business Administration  
Criminal Justice  
Liberal Studies  
Psychology  
*Undeclared = 16.2%*

**Of All F09 Enrollments at BC:**

8.0% Delano Campus  
7.0% Online

**BC Fall 2009 Employee Headcount**

Full-time Faculty	245	30.5%
Adjunct Faculty	257	32.0%
Classified Staff	270	33.6%
Administrators	31	3.9%
Total	803	100.0%

**2008-09 Financial Aid to BC Students**

Type	Students	Amount
Grants (Federal & State)	7,750	\$21,839,961
Fee Waivers (BOGW)	14,378	\$4,223,931

**Successful Course Completion (% of C or Better)**

Course Type	2006-07	2007-08	2008-09
Basic Skills	59.6%	58.5%	60.2%
Vocational	80.6%	82.0%	80.9%
Transfer	68.0%	68.5%	68.9%
Online	51.1%	54.1%	54.8%
All Courses	68.3%	68.9%	69.4%

BC Awards:	Degrees	Certificates	Total
2008-09	1,021	784	1,805
2007-08	1,020	908	1,928
2006-07	1,010	849	1,859

**2008-09 Top Four Awards (in order)**

Degrees	Certificates
Liberal Arts/Science	Business Communication
Registered Nursing	Assistant Teacher
Biology	Nurse Assistant
Business Admin.	Auto Cad

BC Transfers:	UC	CSU	Total
2008-09	55	750	805
2007-08	66	815	881
2006-07	58	824	882

**Top Three Transfer Colleges (in order)**

UC	CSU
UC Santa Barbara	CSU Bakersfield
UC Los Angeles	CSU Fresno
UC Davis	CSU Northridge

# Kern Community College District

Bakersfield College

## ► Cerro Coso Community College (CC)

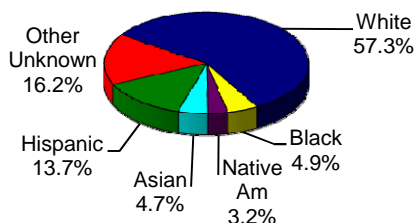
Porterville College

# FAST FACTS 2009

CC Fall 2009 Student Headcount accounted for 19.7% of the Total KCCCD Headcount

### CC Fall 2009 Student Demographics

CC F09 Student Ethnicity



CC F09 Student Load

Full-time	22.2%
Part-time	77.8%

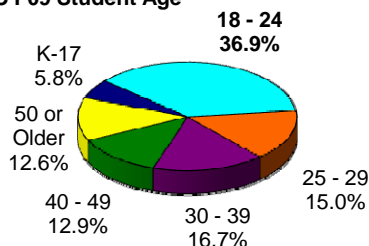
CC Fall Term Headcount	
Fall 2009	5,472
Fall 2008	4,946
Fall 2007	4,804

CC 2008-09 FTES Accounted for 15.3% of the Total KCCCD FTES

CC FTES for Apportionment	
2008-09	3,140
2007-08	3,261
2006-07	2,906

CC F09 Student Gender	
Female	61.8%
Male	37.9%

CC F09 Student Age



The CC 2009-10 Unrestricted (GU) Budget accounts for 19.1% of the Total KCCCD Unrestricted (GU) Budget

CC 2009-10 Budget	
Unrestricted	\$ 20,160,560
Restricted	\$ 2,374,716

CC F09 Top Five Self-Declared Majors (in order)	
General Education	
Nursing, LVN	
Administration of Justice	
Business Administration	
Child Development	
<i>Undeclared = 26.2%</i>	

Of All F09 Enrollments at CC:

8.3%	Bishop/Mammoth
46.0%	Online

CC Fall 2009 Employee Headcount		
Full-time Faculty	56	18.2%
Adjunct Faculty	135	44.0%
Classified Staff	101	32.9%
Administrators	15	4.9%
Total	307	100.0%

2008-09 Financial Aid to CC Students		
Type	Students	Amount
Grants (Federal & State)	969	\$2,882,546
Fee Waivers (BOGW)	2,295	\$633,954

Successful Course Completion (% of C or Better)			
Course Type	2006-07	2007-08	2008-09
Basic Skills	55.8%	54.2%	58.7%
Vocational	74.5%	72.5%	69.6%
Transfer	72.0%	70.4%	70.5%
Online	64.5%	63.4%	65.1%
All Courses	72.2%	70.5%	69.9%

CC Awards:	Degrees	Certificates	Total
2008-09	194	34	228
2007-08	220	23	243
2006-07	243	19	262
2008-09 Top Four Awards (in order)			
<u>Degrees</u>			<u>Certificates</u>
General Education			Nursing
Social Science			Admin of Justice
Business/Bus Admin			Business Mgmt/Admin
Admin of Justice			Paralegal

CC Transfers:	UC	CSU	Total
2008-09	15	61	76
2007-08	9	58	67
2006-07	15	65	80
Top Three Transfer Colleges (in order)			
<u>UC</u>			<u>CSU</u>
UC Santa Cruz			CSU Bakersfield
UC Los Angeles			CSU Northridge
UC Irvine			CSU Chico

# Kern Community College District

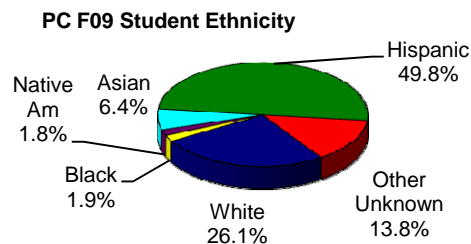
Bakersfield College  
Cerro Coso Community College

## ► Porterville College (PC)

# FAST FACTS 2009

PC Fall 2009 Student Headcount accounted for 15.8% of the Total KCCD Headcount

### PC Fall 2009 Student Demographics



### PC F09 Student Load

Full-time 43.2%  
Part-time 56.8%

### PC Fall Term Headcount

Fall 2009	4,399
Fall 2008	4,259
Fall 2007	3,856

PC 2008-09 FTES Accounted for 15.4% of the Total KCCD FTES

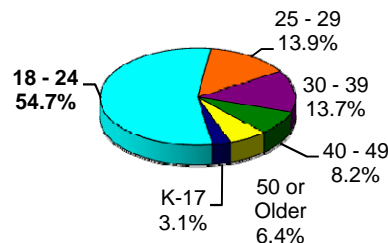
### PC FTES for Apportionment

2008-09	3,150
2007-08	3,182
2006-07	2,978

### PC F09 Student Gender

Female 63.5%  
Male 36.1%

### PC F09 Student Age



The PC 2009-10 Unrestricted (GU) Budget accounts for 16.7% of the Total KCCD Unrestricted (GU) Budget

### PC 2009-10 Budget

Unrestricted	\$	17,691,480
Restricted	\$	5,303,093

### PC F09 Top Five Self-Declared Majors (in order)

Nursing, LVN  
Administration of Justice  
Child Development  
Psychiatric Technology  
Social Sciences  
*Undeclared = 24.9%*

### Of All F09 Enrollments at PC:

2.9% Off-Campus  
7.2% Online

### PC Fall 2009 Employee Headcount

Full-time Faculty	69	32.1%
Adjunct Faculty	58	27.0%
Classified Staff	75	34.9%
Administrators	13	6.0%
Total	215	100.0%

### 2008-09 Financial Aid to PC Students

Type	Students	Amount
Grants (Federal & State)	2,055	\$6,738,416
Fee Waivers (BOGW)	3,634	\$1,177,774

### Successful Course Completion (% of C or Better)

Course Type	2006-07	2007-08	2008-09
Basic Skills	56.2%	56.3%	54.6%
Vocational	77.5%	77.5%	77.7%
Transfer	68.0%	70.4%	67.4%
Online	56.2%	58.5%	64.9%
All Courses	66.9%	69.3%	67.9%

PC Awards:	Degrees	Certificates	Total
2008-09	252	141	393
2007-08	209	105	314
2006-07	235	111	346

### 2008-09 Top Four Awards (in order)

Degrees	Certificates
Social Science	Psychiatric Tech
Biology	Nursing, LVN
Child Development	Mental Health
Admin of Justice	Office Technology

PC Transfers:	UC	CSU	Total
2008-09	3	105	108
2007-08	12	120	132
2006-07	7	96	103

### Top Three Transfer Colleges (in order)

UC	CSU
UC Davis	CSU Fresno
UC Santa Cruz	CSU Bakersfield
UC Irvine	Sacramento

## Data sources and methodology for KCCD Fast Facts (Jan 2010)

Fast Fact	Definition	Data Source and methodology
Fall term student headcount and demographics	Unduplicated headcount of enrolled students for each college. The three college totals are summed for the district total.	CCCCO Data Mart headcount used for Fall 2007, 2008, and 2009.  Other characteristics come from the Fall 2009 cohort taken from ODS workbook Student_characteristics run on Jan 21, 2009 enrolled at census from ODS IR.Student_Term and IR.Student_Person.
Age groups	Student's age at term	From Fall 2009 cohort used above
Gender	Student's gender	From Fall 2009 cohort used above. Percents may total less than 100% because unknowns are not shown.
Ethnic groups	Student's primary ethnicity.	From Fall 2009 cohort used above. Asian includes Filipino and Pacific Islander.
Top 5 Majors	Student's Major is self-declared each term.	From Fall 2009 cohort used above.
Student load	Full time students take 12 or more units. All other students are counted as part time.	From Fall 2009 cohort used above, sum of units attempted per student. Taken from IR. Student_Course for Student characteristics under the detail worksheet. Count rows for each type of student (full time and part time).
Percent of Enrollments by location	Fall 2008 census enrollment by course location (including online).	ODS workbook MBEAM.Census Enr by Location run on Jan 15 <sup>th</sup> 2009 for Fall 2008.
Awards	Count of all certificates and degrees granted during the last three fiscal years (July 1 to June 30).	ODS workbook MBEAM.AWARDS run date Jan 15 <sup>th</sup> 2009. Note each award is counted, even for students receiving multiple awards.
Top Four Awards	Awards are shown in descending order with the highest major on top.	Awards are sorted by major_desc (program title) and ranked to find the top four certificates and degrees granted by each college for the most recent award year. <i>Note: may want to use TOP2 instead.</i>
District and College budget totals	The adopted or tentative Restricted and Unrestricted (GU) budgets, as reported.	From CFO Tom Burke, email Jan 22 <sup>nd</sup> (revised) to exclude college reserves.
FTES for Apportionment	State Residential FTES (factored)	Factored, credit FTES for state residents, taken from the last three annual CCFS-320 reports posted on KCCD web.

## Data sources and methodology for KCCD Fast Facts (Jan 2010)

<b>Fast Fact</b>	<b>Definition</b>	<b>Data Source and methodology</b>
Number of students and total \$ awarded in Financial aid	The unduplicated headcount of students receiving financial aid during the most recent aid year, and the total dollar amount of their awards.	From ODS FINAID-SHORTSUMMARY of FA Grants and Waivers, developed by Brian Tully. The report provides data by aid year for grants and by academic term for BOGW. The data shown are for the most recent year with complete data starting with summer, fall then spring.
Number of transfer students to CSU & UC	The number of CCC students entering CSU or UC the fall semester that identify one of our colleges (BC, CC, PC) as the transferring institution.	CPEC Transfer Pathways, downloaded on Jan 5, 2010.
Top Three Transfer Colleges	The top institution shown has the highest number of transfer students in the most recent year.	The above CPEC data are sorted by the most recent year in descending order then ranked.
Course Success Rates	Percent of grades C or better.	ODS workbook MBEAM.Course Success Rates based on IR.Session, run date Jan 23 <sup>rd</sup> 2009.
All Courses	Count of all grades for the last three academic years, by college.	
Basic Skills	Count of all grades in classes coded as basic skills.	The condition for basic skills is not equal to N. This captures both B and P, and other forms of them.
Online	Count of all grades in online classes.	The condition counts only classes as campus locations BL, CW, or P5 – online.
Transfer	Count of all grades in classes transferable to UC and/or CSU.	The condition counts only classes with transfer code A or B.
Vocational	Count of all grades in career technical education with occupational codes of Clearly Occupational or higher.	The condition counts only classes with SAM code A, B, or C.
FTFO	Full Time Faculty Obligation and 75/25 ratios.	Provided by Vice Chancellor, Operations, Sean James in email Jan 21, 2010.
Employee Headcounts	Unduplicated count of employees by type and location.	Provided in email by Raj Doshi, Jan 21, 2010 using ODS for recent MIS submission for HR.